

Gladstone's 2008-2009 Student Survey

Results Overview



Date: 6/12/2009 6:45 PM PST

Responses: Completes

Filter: No filter applied

1. What grade are you in right now?


3		82	38%
4		81	38%
5		53	25%

2. If I have a question or problem I can talk with






Top number is the count of respondents selecting the option. Bottom % is percent of the total respondents selecting the option.	Strongly agree	Agree	Somewhat agree	Disagree	Strongly disagree
Ms. Shapiro	118 56%	57 27%	25 12%	6 3%	5 2%
My teacher(s) this year	107 49%	83 38%	19 9%	3 1%	5 2%
Other teachers	38 18%	82 39%	66 32%	17 8%	5 2%
The office staff	49 23%	63 30%	58 28%	24 11%	16 8%
The noon aides	73 35%	71 34%	40 19%	18 9%	9 4%
Ms. Janine	92 44%	60 28%	38 18%	12 6%	9 4%
My parents	177 83%	26 12%	5 2%	1 0%	5 2%

3. Pick the statement that best tells your thoughts about the morning breakfast program at Gladstone (Pick one answer).

I eat breakfast at school most mornings.		30	14%
I eat breakfast at school once in a while.		21	10%
I eat breakfast at home before coming to school most every day.		143	66%

I generally don't eat breakfast in the morning.		22	10%
Total		216	100%




4. How much average time do you spend doing homework each night (not including reading time)?

0-30 minutes		104	47%
31-60 minutes		69	31%
61-90 minutes		17	8%
91 minutes or more		3	1%
Other, please share		28	13%
Total		221	100%





5. How often do you read by yourself or with someone else at home for 15-20 minutes or more?


One day a week		27	12%
Two or three days a week		31	14%
Four days a week		29	13%
Five days a week		47	21%
Every day		67	30%
Other, please share		19	9%
Total		220	100%

6. Generally, the amount of homework I get is






Too Little		17	8%
About right		171	78%
Too much		32	15%
Total		220	100%

7. How well do your parents understand your homework?





Very well		57	26%
Most of the time they understand		117	53%
More often they don't understand		14	6%
I do my homework on my own without help		22	10%

Other, please share		12	5%
Total		222	100%


8. I feel safe at Gladstone Elementary.

Strongly agree		142	64%
Agree		57	26%
Don't know		14	6%
Disagree		5	2%
Strongly Disagree		3	1%
Total		221	100%








10. Have you been bullied at school?

Yes, at least once a week		21	9%
Yes, but not very often		83	37%
Not sure		35	16%
No		83	37%
Total		222	100%





11. If you have been bullied, did you ask an adult for help?

Yes		106	50%
No		52	25%
Other, please share		52	25%
Total		210	100%

12. If someone bothers you at school, how do you handle it? (check all that apply)

Take care of it myself		80	36%
Talk to my teacher		103	46%
Talk to the office		22	10%
Talk to Ms. Shapiro		74	33%
Talk to my parent (s)		93	42%
Nothing		12	5%
Other, please share		31	14%






13. How prepared were you for the California Standards Tests (CST)?

Very well prepared		109	49%
Prepared		74	33%
Somewhat prepared		21	9%
Kind of prepared		17	8%
Not prepared		1	0%
Total		222	100%




14. How well did the the State CST test review books help you prepare for the state tests?

Very helpful		121	55%
Kind of helpful		68	31%
A little helpful		13	6%
Not really helpful		9	4%
What books		11	5%
Total		222	100%





15. Was Study Island helpful in preparing you for the State CST tests?

Yes, I used it at home and school and liked it		122	55%
Yes, I used it at home and school and it was okay		51	23%
Somewhat, I used it a little		30	14%
I couldn't access the program at home		9	4%
No, I didn't use it		9	4%
Total		221	100%

16. Are you allowed on the computer at home

Yes		207	94%
No		5	2%
We don't have a computer at home		9	4%
Total		221	100%








17. How frequently do you look at the Gladstone Website?

Daily		15	7%
Weekly		23	10%
Once in a while		119	54%
Never		65	29%
Total		222	100%

18. How frequently do you look at your teacher's Website?

Daily		11	5%
Weekly		22	10%
Once in a while		51	23%
Never		57	26%
My teacher didn't have a class website		80	36%
Total		221	100%

19. What things would you like to find on the Gladstone Website? (Check all that apply)

Event pictures		103	46%
Homework assignments		107	48%
Links to other web sites to help you learn		82	37%
Review questions for tests		68	31%
Notes from class lessons the teacher presents		67	30%
Event reminders		100	45%
Other, please specify		20	9%

20. On a scale of 1 to 5 how would you rate your feelings about each of the following

Top number is the count of respondents selecting the option. Bottom % is percent of the total respondents selecting the option.	1--Bad	2--Not so good	3--Okay	4--Really good	5--The best
The effort you put into your school work?	1 0%	2 1%	37 17%	76 34%	105 48%
Having friends at	3	5	24	46	140

school.	1%	2%	11%	21%	64%
The help you get from adults at school.	3 1%	4 2%	42 19%	88 41%	80 37%
Overall, how good was your year this year?	3 1%	4 2%	30 14%	53 24%	128 59%

[Products & Services](#) | [About Us](#) | [Support/Help](#) | [Zoomerang Forums](#)

© 2009 Copyright MarketTools Inc. All Rights Reserved. | [Privacy Policy](#) | [Terms Of Use](#)